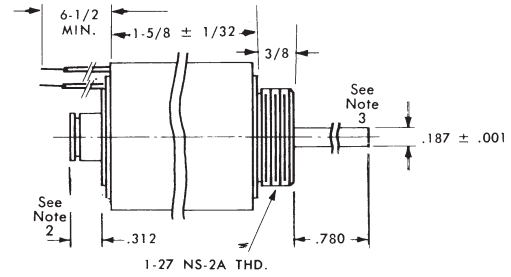
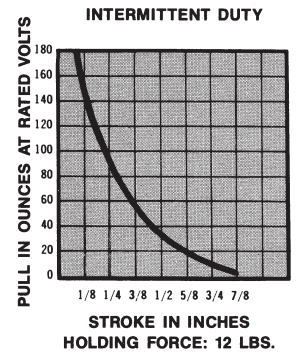
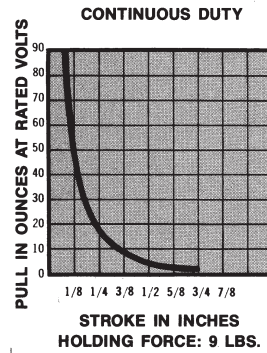
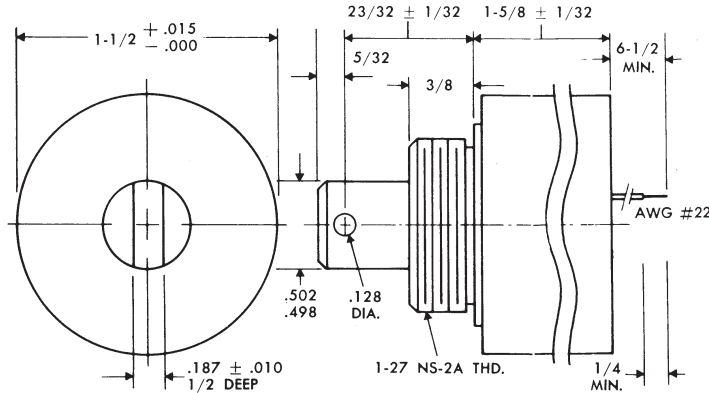


Type C24-26



Notes:

- Solenoid shown in energized position.
- Weight is 10 ozs.
- Largest size thread that may be threaded on push rod #10.
- Push force approximately 90% of pull forces shown.

Type C24-26

Specifications		Standard Coils		
Size	1½" Diameter x 1⅝" Long (From Mounting Surface)	Nominal Volts (D.C.)	Resistance (OHMS ± 10%) at 25°C	
Weight	10 Oz. Max.		Continuous Duty	Intermittent Duty
Mounting	1-27 Threaded Bushing (Nut and Lockwasher Supplied)	6	5.0	.9
Dielectric Strength	500 VRMS	12	20.6	3.6
Insulation Material	Class "A" (105° C)	24	82.0	14.0
Life Expectancy	10 Million Cycles at Rated Load	110	1890.0	331.0
Nominal Coil Power	Continuous Duty—7 Watts Intermittent Duty (10%)—40 Watts (One Minute Max. on Time)	Other Coils and Duty Cycles Available Upon Request		

Catalog Number	Electroswitch P/N	Voltage	Duty Cycle	Coil Power (Watts)	Pull (Ounces)				Weight (Ounces)
					0.125	0.250	0.500	0.75	
C24-26C24DC-AY	4-6319-013	24	cont.	7.0	50.0	15.0	5.0	1.0	10
C24-261024DC-AY	4-6319-003	24	10%	40.0	140.0	85.0	35.0	10.0	10
C24-26C12DC-AY	4-6319-012	12	cont.	7.0	50.0	15.0	5.0	1.0	10
C24-261012DC-AY	4-6319-002	12	10%	40.0	140.0	85.0	35.0	10.0	10
					Push (Ounces)				
C24-261012DC-AP	4-6319-202	12	10%	40.0	126.0	76.5	31.5	9.0	10